



District Report Card: 2017


State: West Bengal	District: Paschim Bardhaman
Class: 8	Subject: Language
Schools: 51	Students: 1090


Participation/Coverage


Students

<div>GENDER</div> <div></div>	Boys		Girls	
	Number	%	Number	%
	481	44.13	609	55.87

<div>AREA</div> <div></div>	Rural		Urban	
	Number	%	Number	%
	512	46.97	578	53.03

<div>CATEGORY</div> <div></div>	SC		ST		OBC		GEN	
	Number	%	Number	%	Number	%	Number	%
	349	32.02	100	9.17	201	18.44	440	40.37

<div>CWSN</div> <div></div>	LD	VI	HI	S&LD	ID	Oth
	2	1	1	4	2	15

<div>Management</div> <div></div>	Government		Government-aided	
	Number	%	Number	%
	517	47.43	573	52.57

Average Performance of Students in Language (%)

Overall	Gender		Area		Management		Social Group			
	Male	Female	Rural	Urban	Govt.	Aided	SC	ST	OBC	GEN
55.10	56.69	53.85	53.46	56.55	52.97	57.02	51.14	56.93	56.62	57.14

Performance on Learning Outcomes (LOs)

Learning Outcomes	Description	Average Performance(%)
L813	Read textual/non-textual materials with comprehension and identifies the details, characters, main idea and sequence of ideas and events while reading	55.10

Range of Performance of Students who Answered Correctly							
Below 30%		30% - 50%		50% - 75%		Above 75%	
Number	%	Number	%	Number	%	Number	%
188	17.25	258	23.67	418	38.35	226	20.73

Lowest Performing Learning Outcomes (LOs)

1 - Read textual/non-textual materials with comprehension and identifies the details, characters, main idea and sequence of ideas and events while reading (55.10)